

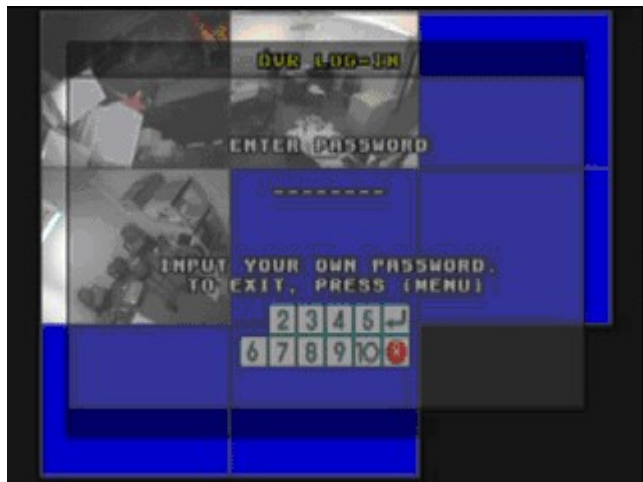






Backup to CD/DVD or USB

- 1- Press MENU
- 2- Enter your password and press enter. If you don't have a password just press enter
- 3- Scroll down  or  to Back up and press enter.



- 4- Choose CD or USB and press Enter

- 5- Press enter and change the date and time using the , ,  or 



- 6- Press enter when done the end time will be Automatically be selected

- 7- Scroll down to burn and press enter

